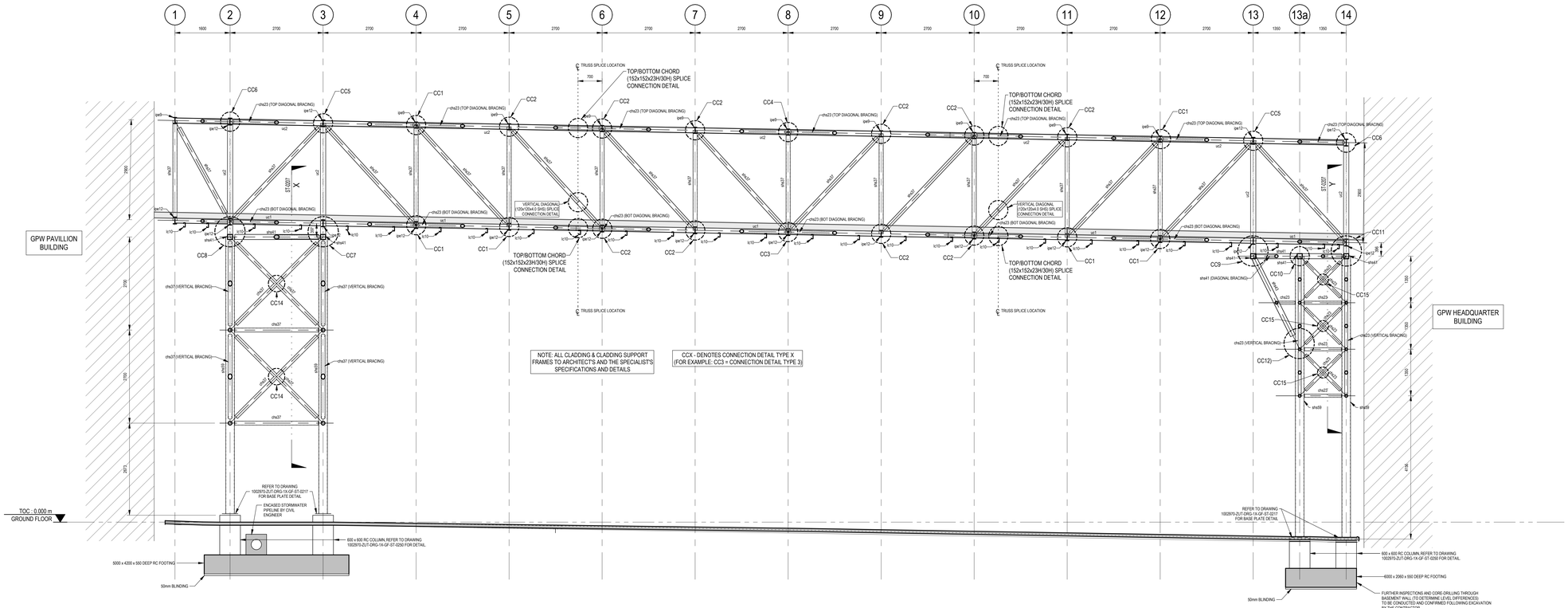

SECTION P (ST-0203)
1 : 50

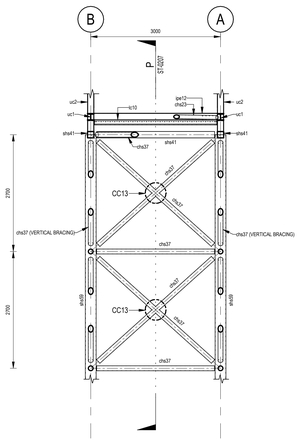

SECTION X (ST-0200)
1 : 50

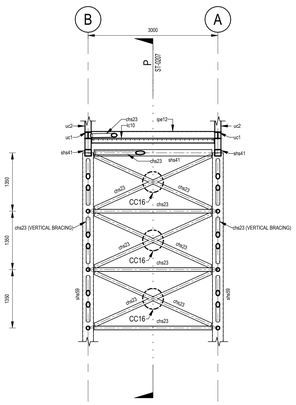

SECTION Y (ST-0200)
1 : 50

SCHEDULE - FRAMING - STEEL

TYPE MARK	DESCRIPTION
chs23	CHS 88.9 x 3.0
chs37	CHS 114.3 x 3.0
ipe9	IPE180
ipe12	IPE200
lc10	CFLC 125 x 50 x 20 x 2.0
shs37	SHS 120 x 120 x 4.0
shs41	SHS 150 x 150 x 4.0
shs43	SHS 150 x 150 x 6.0
uc1	UC 152 x 152 x 23
uc2	UC 152 x 152 x 30

SCHEDULE - COLUMNS - STEEL

TYPE MARK	DESCRIPTION
shs37	SHS 120 x 120 x 4.0
shs59	SHS 250 x 250 x 6.0
uc2	UC 152 x 152 x 30

GENERAL NOTES:

- DO NOT SCALE DRAWINGS. ONLY DIMENSIONS PROVIDED ON DRAWINGS TO BE USED.
- ALL DIMENSIONS ARE IN MILLIMETERS UNO.
- ALL DIMENSIONS SHALL BE VERIFIED ON SITE BEFORE PROCEEDING WITH THE WORK. RELEVANT PARTIES SHALL BE NOTIFIED IN WRITING OF ANY DISCREPANCIES.
- THIS DRAWING MUST BE READ IN CONJUNCTION WITH ALL RELEVANT CONTRACTS, SPECIFICATIONS, REPORTS AND DRAWINGS.
- FOR GENERAL NOTES, REFER TO DRAWINGS: 1002970-ZUT-DRG-1X-GF-ST-0150 TO -0152
- ALL SETTING OUT OF VERTICAL ELEMENTS AND FOUNDATIONS TO CENTRE LINES UNO.
- ALL SETTING OUT OF HORIZONTAL ELEMENTS ARE TO EDGES UNO.
- SETTING OUT ONLY PROVIDED TO VERTICAL ELEMENTS NOT CENTERED ON GRIDLINES UNO.
- FOR SETTING OUT NOT INDICATED ON STRUCTURAL DRAWINGS, REFER TO ARCHITECTURAL DOCUMENTATION.
- THE SAFE BEARING CAPACITY OF THE GROUND FOR ALL FOUNDATIONS IS TO BE VERIFIED BY DCP TESTS IN ACCORDANCE WITH THE NUMBER AND PROCEDURE SPECIFIED IN THE GENERAL NOTES.

PRELIMINARY
NOT FOR CONSTRUCTION

DISCLAIMER

IF CONSTRUCTION DRAWINGS ARE ISSUED UNSIGNED, THE MASTER WITH THE ORIGINAL SIGNATURE OF APPROVAL WILL BE HELD AT THE ZUTARI OFFICE OF THE APPROVER

REVISIONS

NO.	DATE	DESCRIPTION	APPROVED
A	2025-09-12	ISSUED FOR INFORMATION	W. JACKSON
1	2025-01-31	ISSUED FOR CONSTRUCTION	W. JACKSON
0	2024-11-29	ISSUED FOR CONSTRUCTION	W. JACKSON

© COPYRIGHT: THIS DRAWING MAY NOT BE REPRODUCED OR TRANSMITTED IN ANY FORM OR BY ANY MEANS IN PART OR IN WHOLE WITHOUT THE PERMISSION OF THE DESIGNER.

ALL WORK TO BE CARRIED OUT IN ACCORDANCE WITH SANS CODE 10400, N.B.R & LOCAL AUTHORITY BYLAWS.

USE FIGURED DIMENSIONS ONLY - DO NOT SCALE. ANY CONSTRUCTION FROM THESE DRAWINGS IS AT OWNER'S RISK.

ALL BOUNDARIES, DIMENSIONS AND LEVELS ARE TO BE CHECKED ON SITE BEFORE CONSTRUCTION AND ANY DISCREPANCIES ARE TO BE REPORTED TO THE ARCHITECT.

PARTIAL SERVICE: ANY DISCREPANCIES WITH SITE OR OTHER INFORMATION IS TO BE ADVISED TO THE ARCHITECT AND DIRECTION OR APPROVAL IS TO BE SOUGHT BEFORE IMPLEMENTATION OF THE DRAWING.

FOR THE PURPOSE OF COORDINATION, ALL RELEVANT PARTIES MUST CHECK THIS INFORMATION PRIOR TO IMPLEMENTATION AND REPORT ANY DISCREPANCIES TO THE ARCHITECT.

Engineer: W. JACKSON REG no: 20150154
Signature: Date:

DBSA
DEVELOPMENT BANK OF SOUTHERN AFRICA
Building Africa's Prosperity

Client: Goverment Printing Works
Signature: Date:

government printing
Department:
Government Printing Works
REPUBLIC OF SOUTH AFRICA

PROJECT:
CONSTRUCTION OF NEW CARPORTS, GUARDHOUSE AND BOUNDARY WALL FOR GOVERNMENT PRINTING WORKS ADMINISTRATIVE HEADQUARTERS

PROJECT:

DRAWING TITLE:
STRUCTURAL SERVICES
LINK BRIDGE
SECTIONS - SHEET 2

Building Classification:	Climatic Zone:
G1_Offices	Zone 2
Paper Size: A0	Scale: AS INDICATED
Drawn: J.P. DELPORT / Checked: J. HUANG	Date: 2025-09-12
PROJECT No: GPW/HG/2017/02	REVISION: A
DRAWING No: 1002970-ZUT-DRG-1X-GF-ST-0207	

Plot Date: 2025/09/09 07:25:12 Office: Filename: Autodesk Docs://1002970 - DBSA Task 05 GPW_2023/1002970-ZUT-MDM-A1-XZ-ST-000001.rvt